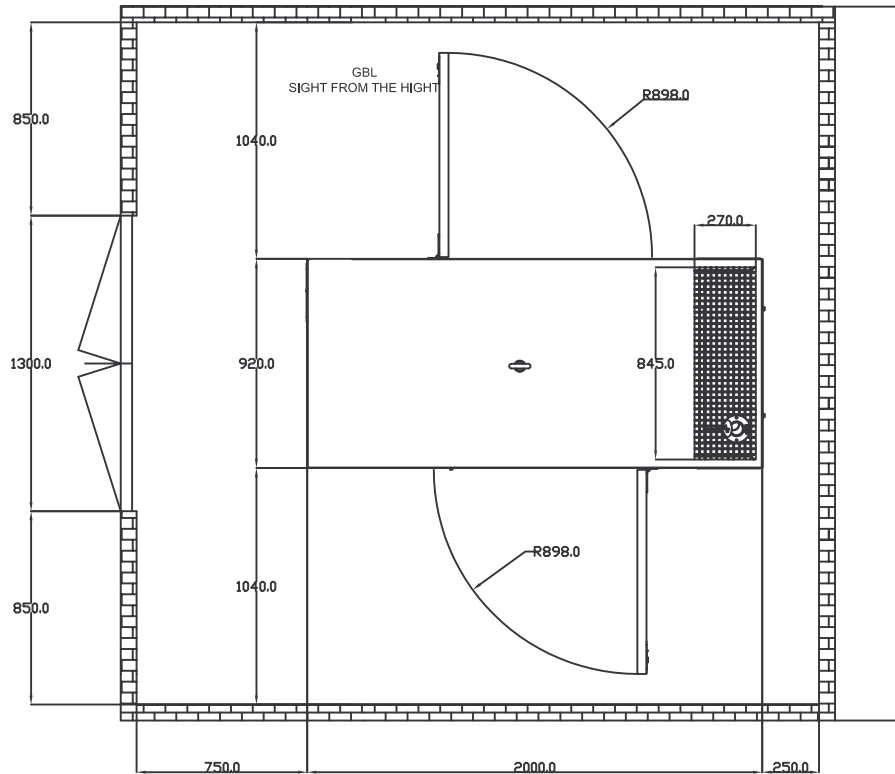
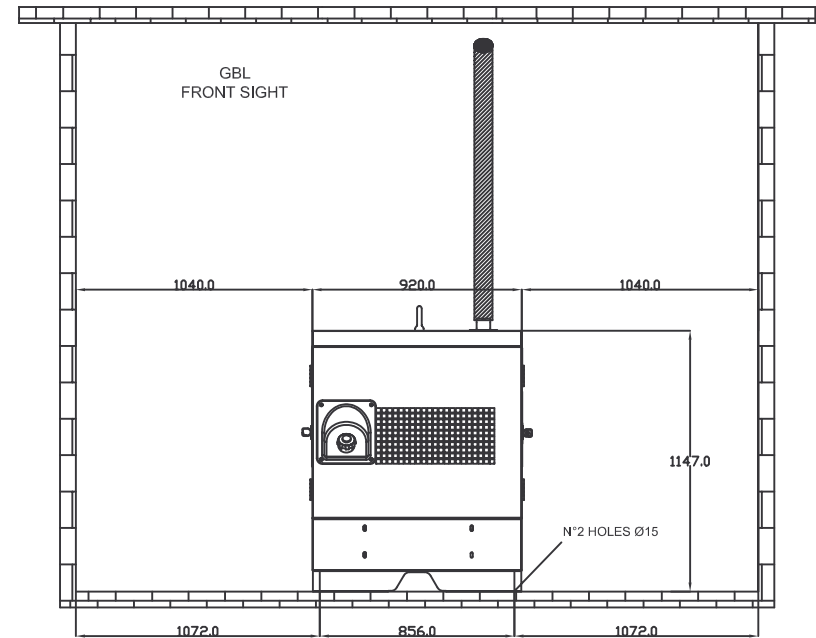
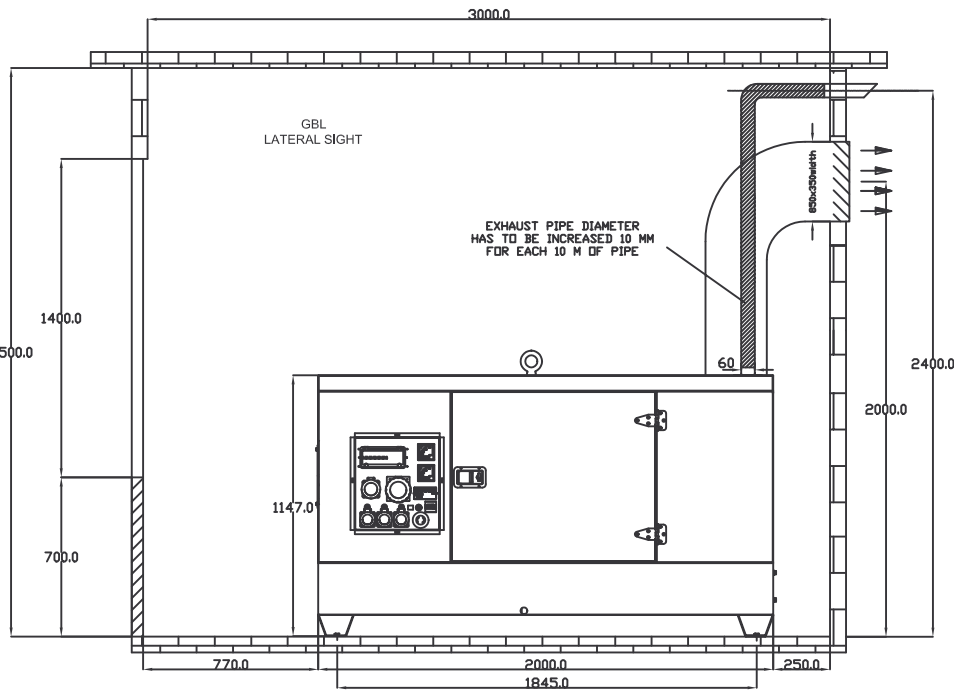
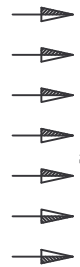


COOLING AIR INTAKE



AIR FLOWS / M3/H	GBL30D	GBL42D	FUEL CONS. / L/H	GBL30D	GBL42D
EXHAUST GASES	320	440	100% LOAD	7,1	9,4
COMBUSTION	120	160	75% LOAD	5,5	7,3
COOLING AIR	2700	3550	Fuel tank capacity	51	51

GBL	ENGINE	ALTERNATOR	WEIGHT (KG)	GBW	ENGINE	ALTERNATOR	WEIGHT (KG)
GBL30D	F4M2011F	BCI 184F	848	GBW30Y	4TNV98	BCI 184G	810
GBL42D	BF4M2011F	BCI 184J	942	GBW45Y	4TNV98T	BCI 184J	879

AIR FLOWS / M3/H	GBW30Y	GBW45Y	FUEL CONS. / L/H	GBW30Y	GBW45Y
EXHAUST GASES	320	320	100% LOAD	8,1	11,6
COMBUSTION	120	120	75% LOAD	6,1	8,7
COOLING AIR	2500	2500	Fuel tank capacity	51	51

NOTE: GENERATING SET MUST BE LOCATED WITH, AT LEAST, ONE METER FREE SPACE AROUND FOR MAINTENANCE WORK  
SURFACE OF COOLING AIR INTAKE LOUVERS MUST BE, AT LEAST, TWICE SURFACE OF COOLING AIR EXHAUST LOUVERS

2007	FECHA	NOMBRE		No PIGBLDeviz-GBWVarmar_300
Dibu Jaola	30 oct	J J G		
Comprobado				
Examinado				
ESCALA	RECOMMENDED INSTALLATION DIMENSIONS SOUNDPROOF GENSET GBL30D-42D - 1.500 RPM GBW30Y-45Y - 1.500 RPM			Sustituye a: Sustituido por: