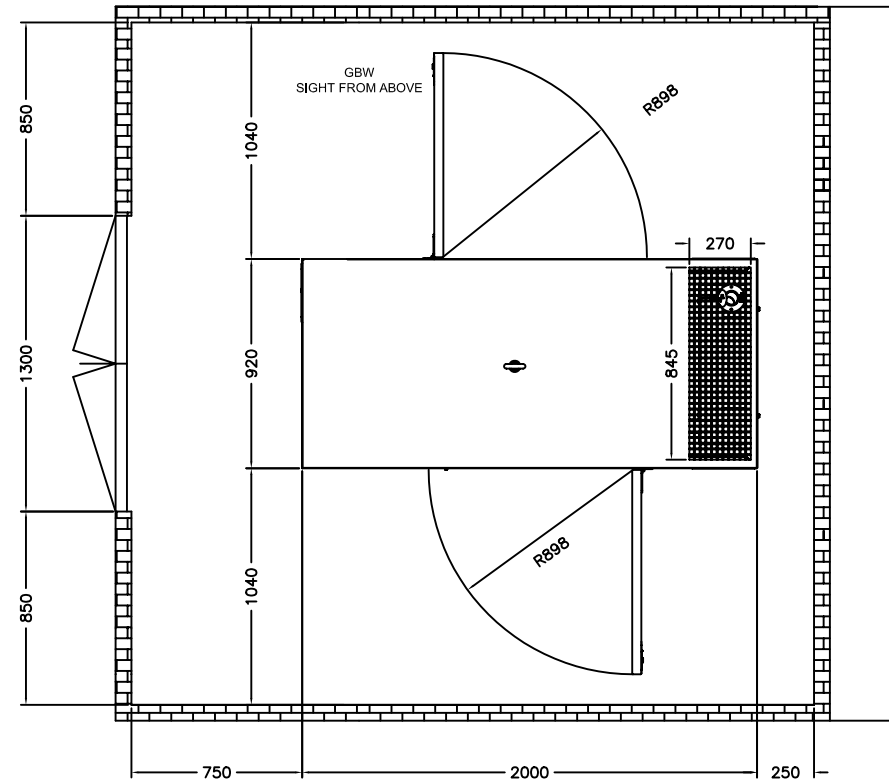
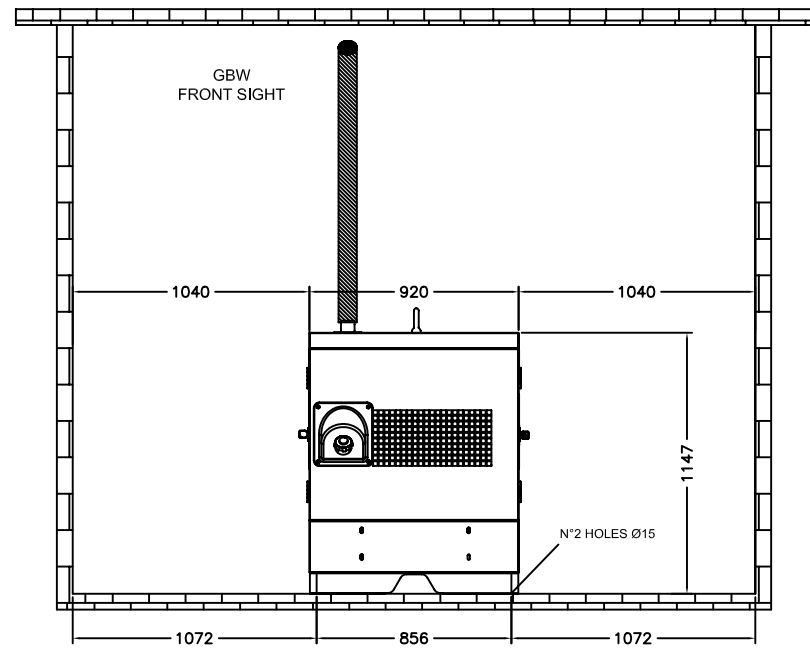
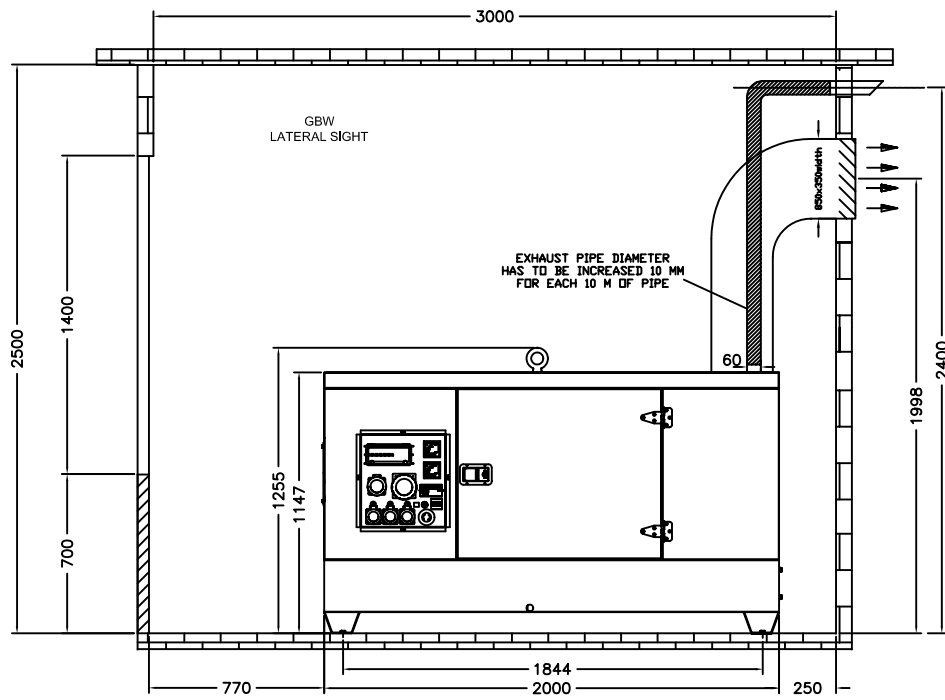
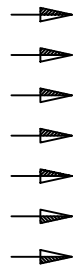


COOLING AIR INTAKE



AIR FLOWS M3/H	GBW30P	GBW45P	FUEL CONS. (lt/h)	GBW30P	GBW45P
EXHAUST GASES	312	420	100% LOAD	7,1	10,7
COMBUSTION	150	156	75% LOAD	5,4	8,2
COOLING AIR	3180	3180	50% LOAD	3,9	5,7

FUEL TANK 51L

GBW	ENGINE	ALTERNATOR	WEIGHT (KG)
GBW30P	1103A-33G	BCI 184F	875
GBW45P	1103A-33TG1	BCI 184J	960

NOTE: GENERATING SET MUST BE LOCATED WITH, AT LEAST, ONE METER FREE SPACE AROUND FOR MAINTENANCE WORK

SURFACE OF COOLING AIR INTAKE LOUVERS MUST BE, AT LEAST, TWICE SURFACE OF COOLING AIR EXHAUST LOUVERS

2006	FECHA	NOMBRE	
Dibujo de	23-08	JCB	
Comprobado			
Examinado			
ESCALA	RECOMMENDED INSTALLATION DIMENSIONS SOUNDPROOF GENSET		Nº PIGBW30-45P_S00 Sustituye a Sustituido por
	GBW30-45P - 1.500 RPM		