



REF. GDS 26.00


MODEL | GPW630 - 1030


- CUMMINS Diesel engine.
- Water cooling system.
- AIR-TO-AIR Intercooler.
- AIR-TO-WATER Intercooler.
- Sound pressure level 70dB(A) at 7m.
- Residential muffler.
- Manual pump oil draining pipe.
- Canopy fixed on baseframe



MODEL		GPW630	GPW810	GPW940	GPW1030	
TECHNICAL FEATURES	PRIME POWER PRP	kVA (kW)	634 (507)	811 (649)	937 (750)	1.031 (825)
	STANDBY POWER LTP	kVA (kW)	670 (536)	874 (699)	1.016 (813)	1.139 (911)
	Voltage	V	III 400/231	III 400/231	III 400/231	III 400/231
	Frequency	Hz	50	50	50	50
	Power factor	Cos φ	0,8	0,8	0,8	0,8
	Fuel capacity	Litres	120	120	120	120
	Autonomy (100% load PRP)	h	0,72	0,62	0,54	0,50
	Acoustic pressure at 7 m (+/-3 dBA)	dB(A)	70	70	70	70
	Dimensions (LxWxH)	mm	5.575 x 1.870 x 2.620	6.550 x 2.400 x 3.200	7.050 x 2.400 x 3.500	7.050 x 2.400 x 3.500
	Weight	kg	7.227	9.589	10.439	10.772
	DI ESEL ENGINE	CUMMINS	VTA28 G5	QSK23 G3	QST30 G3	QST30 G4
	Cooling system	Type	Water	Water	Water	Water
	Speed	r.p.m.	1.500	1.500	1.500	1.500
	Displacement	c.c.	28.000	23.150	30.480	30.480
	Cylinders and disposition	n° disp.	12 V	6 L	12 V	12 V
	Aspiration	Type	Turbocharged with CWC	Turbocharged with CAC	Turbocharged with CWC	Turbocharged with CWC
	Net engine power PRP (with fan)	kWm	538	682	786	861
	Net engine power LTP (with fan)	kWm	590	747	875	951
	Fuel consumption (100% load)	l/h	140	161	184	202
	Engine governor (standard)	Type	Electronic	Electronic	Electronic	Electronic
ALTERNATOR	MECC ALTE	ECO 40 1,5L	ECO 43 1S	ECO 43 1S	ECO 43 1L	
Insulation	Class	H	H	H	H	
Mechanical degree of protection	Type	IP 21	IP 21	IP 21	IP 21	
Voltage regulation	Type	Electronic	Electronic	Electronic	Electronic	
Sustained short circuit current	Icc / Time	3 x In / 20 sec.	3 x In / 20 sec.	3 x In / 20 sec.	3 x In / 20 sec.	

TECHNICAL CHARACTERISTICS NOT IMPRESINTIVE RESERVATION OF MODIFICATIONS FOR INNOVATION OF THE PRODUCT

AUTOMATIC/MANUAL CONTROL PANEL (ACP)		GPW630	GPW810	GPW940	GPW1030
AUTOMATIC/MANUAL CONTROL PANEL (ACP)	 <p>Automatic control panel mounted on the genset, complete with digital control unit DST4601 for monitoring, control and protection of the generating set.</p>	<ul style="list-style-type: none"> • Generating set voltage (3 phases). • Mains voltage. • Generating set frequency. • Generating set current (3 phases). • Battery voltage. • Active power (kW). • Reactive power (kVAr). • Apparent power (kVA). • Power factor (cos φ). • Start-counter. • Active energy counter (kWh) no fiscal. • Hours-counter. • Oil pressure (optional). • Engine coolant temperature (optional). 			
		<p>Commands and others</p> <ul style="list-style-type: none"> • Key operated mode selector switch: Automatic starting - Manual starting - Program - OFF/RESET - Test. • Engine start push button. • Engine stop push button. • Emergency stop push button. • Acoustic alarm silencing push button. • UP/DOWN push button for display selection. 			
		<p>Auxiliary services</p> <ul style="list-style-type: none"> • Automatic battery charger. • Engine coolant preheating system power supply (single phase). • Acoustic alarm. • Programmable periodic test. • Genset report. 			
		<p>Protections without shutdown</p> <p>Battery failure (maximum/minimum voltage), pre-alarm for low oil pressure (optional), pre-alarm for high engine coolant temperature (optional), generator overload (derived from external contact of MCB).</p>			
		<p>Protections with shutdown</p> <p>High engine coolant temperature, low oil pressure, overspeed (derived from generator frequency), engine over-crank, no fuel, emergency stop.</p>			
		<p>Alarms shown on display</p> <p>Generator overload (derived from external contact of MCB), running under conditions not reached, generator under voltage, generator over voltage, generator under frequency, generator over frequency, maximum power, power reverse, closing of Mains contactor or genset contactor failed, stop failure.</p>			
Automatic control panel mounted on the genset					

MAIN CIRCUIT BREAKER PANEL		GPW630	GPW810	GPW975	GPW1020	
MAIN CIRCUIT BREAKER PANEL		Nominal current (In)	1000A	1250A	1600A	1600A
	Main features	<ul style="list-style-type: none"> • Number of poles: III poles. • Type of construction: fix moulded case. • Operating type: automatic. • Use category (EN60947-2): Curve B. • Current transformers and tripping coil. • Electronic protection by interchangeable relays for maximum current against overloads and short-circuits for alternate current. • Rated service voltage (Ue) 50/60Hz: 690V. 				
		Main circuit breaker mounted on the genset. It protects the generator against overloads (thermal section) and short circuits (magnetic section).				



GENSET SUPPLEMENTS (ONLY AVAILABLE WHEN ORDERED)

GS	• EFO: EXTENDED CAPACITY ON BASE FUEL TANK.
	• DPP: DIFFERENTIAL PROTECTION.
	• AFP: AUTOMATIC REFUELING SYSTEM.
	• PHS: COOLANT PREHEATING SYSTEM. It is absolutely necessary for starting under ambient conditions < +10°C.

CONTROL PANEL SUPPLEMENTS (ONLY AVAILABLE WHEN ORDERED)

CPS	• TIF: IV POLES CIRCUIT BREAKER INSTEAD OF III POLES.
-----	---

ACCESSORIES

LOAD TRANSFER SWITCH PANEL		GPW630	GPW810	GPW940	GPW1030
ACCESSORIES		IV poles - 1250A		IV poles - 1600A	
	Motorized change over contactors				
	Commands	<ul style="list-style-type: none"> • Motorized change over switchgear integrated into the same device. • 3 positions selector switch, placed on the front of the panel, which allows selecting manually the following positions: <ul style="list-style-type: none"> ⇒ AUTO: Operating mode based on the automatic logic control DST4601. ⇒ MAINS: Mains power supply forcement. ⇒ GENSET: Genset power supply forcement. • Manual pulley, placed on the own change over contactors, for emergency load transfer. 			
	Connections	<ul style="list-style-type: none"> • Plinth row for connection from MCB (main circuit breaker) to LTS panel. • Terminals board for power cables connection (GENSET - MAINS - LOAD). 			
	Protections	<ul style="list-style-type: none"> • Mechanically and electrically interlocked. • 2 visual LED's to show the contactors position: MAINS - GENSET. • Mechanical degree of protection: IP40 (external) and IP20 (internal). 			
 <p>Load transfer switch panel built in a metal cabinet and supplied loose from the genset.</p>		<p>Automatic control panel + LTS panel measures the Mains voltage and starts automatically the genset within few seconds to supply load in case of Mains failure. It transfers immediately the load back to the Mains when its voltage returns within the rated values.</p> 