



REF. GDS **PCO.14a**

**MODEL | GSW195-220V (\*)**

(\*) on discontinuation process

- VOLVO Diesel engine.
- Water cooling system.
- Industrial muffler.
- Complete with engine and battery liquids.




MODEL		GSW195V	GSW220V
CODE		SG181TWA	SG201TWA
TECHNICAL FEATURES	PRIME POWER PRP	kVA (kW)	186 (149)
	EMERGENCY POWER LTP	kVA (kW)	194 (155)
	Voltage	Volt	400/231
	Frequency	Hz	50
	Power factor	Cos φ	0,8
	Fuel capacity	Litres	330
	Autonomy (100% load PRP)	h	8,4
	Dimensions (LxWxH)	mm	2.650 x 1.100 x 1.850
	Weight	kg	1.980
	DIESEL ENGINE	VOLVO	TAD721GE
	Cooling system	Type	Water
	Speed	rpm	1.500
	Displacement	c.c.	7.150
	Cylinders and disposition	n° disp.	6 L
	Aspiration	Type	Turbo - Intercooler
	Engine power PRP	kWm	162,0
	Fuel consumption (100% load)	l/h	39,3
	Specific consumption PRP	g/kWh	204
	Engine governor (standard)	Type	Electronic (EDC4)
	Electrical system (DC)	Volt	24
ALTERNATOR (1)	STAMFORD	UCI274G	
Insulation	Class	H	
Mechanical degree of protection	Type	IP23	
Voltage regulation	Type (%)	Electronic (± 1,5)	


(1) Depending on availability, MeccAlte alternator could be installed as variant, models ECO38 15 and ECO38 25 respectively (featuring IP21 and ±1% voltage regulation)

MANUAL CONTROL PANEL (MCP)		GSW195V	GSW220V
MANUAL CONTROL PANEL (MCP)	<p>Manual control panel mounted on the genset, complete with digital control unit BE23 for monitoring, control and protection of the generating set.</p> <p><small>This configuration is in modification process by other of similar features.</small></p>	<ul style="list-style-type: none"> <li>• Generating set voltage (3 phases).</li> <li>• Generating set frequency.</li> <li>• Generating set current (3 phases).</li> <li>• Battery voltage.</li> <li>• Power (kVA - kW - kVAr).</li> <li>• Power factor Cos φ.</li> <li>• Hours-counter.</li> <li>• Fuel level (%).</li> <li>• Oil pressure.</li> <li>• Engine temperature.</li> </ul>	
		<p><b>Commands and others</b></p> <ul style="list-style-type: none"> <li>• DC supply selector switch.</li> <li>• Push-buttons: start/stop.</li> <li>• Emergency stop button.</li> <li>• Remote starting availability.</li> </ul>	
		<p><b>Protections with alarm</b></p> <ul style="list-style-type: none"> <li>• Engine protections: low fuel level, low oil pressure, high engine temperature.</li> <li>• Genset protections: over-frequency, battery voltage out of limits.</li> </ul>	
		<p><b>Protections with shutdown</b></p> <ul style="list-style-type: none"> <li>• Engine protections: low fuel level, low oil pressure, high engine temperature.</li> <li>• Genset protections: under/over voltage, over-load, under/over frequency, under/over battery voltage.</li> <li>• Circuit breaker protection: III poles. Supplied in a separate panel.</li> <li>• Differential protection.</li> </ul>	
		<p><b>Output</b></p> <ul style="list-style-type: none"> <li>• Power cables connection to terminals board (internal).</li> </ul>	

TECHNICAL CHARACTERISTICS LISTED ARE NOT INCLUSIVE OF ANY PRODUCT CUSTOMIZATIONS AND THE PRODUCER RESERVES THE RIGHT TO MODIFY THEM FOR INNOVATIONS WITHOUT PRIOR NOTICE

TECHNICAL CHARACTERISTICS LISTED ARE NOT INCLUSIVE OF ANY PRODUCT CUSTOMIZATIONS AND THE PRODUCER RESERVES THE RIGHT TO MODIFY THEM FOR INNOVATIONS WITHOUT PRIOR NOTICE

AUTOMATIC CONTROL PANEL (ACP)		GSW195V	GSW220V
 <p>Automatic control panel mounted on the genset, complete with digital control unit AC01 for monitoring, control and protection of the generating set.</p>	<p><b>Digital instrumentation</b> through AC-01 control unit.</p>	<ul style="list-style-type: none"> <li>• Generating set voltage (3 phases).</li> <li>• Mains voltage.</li> <li>• Generating set frequency.</li> <li>• Generating set current (3 phases).</li> <li>• Battery voltage.</li> <li>• Power (kVA - kW - kVAr).</li> <li>• Power factor Cos φ.</li> <li>• Hours-counter.</li> <li>• Engine speed r.p.m.</li> <li>• Fuel level (%).</li> <li>• Oil pressure.</li> <li>• Engine temperature.</li> </ul>	
	<p><b>Commands and others</b></p>	<ul style="list-style-type: none"> <li>• Selector switch with six positions: Automatic test - Automatic starting - Engine locked - Mains contactor forced - Manual starting - Genset contactor forced.</li> <li>• Push-buttons: start/stop, up/down selection, reset.</li> <li>• Emergency stop button.</li> <li>• Remote starting availability.</li> <li>• Acoustic alarm.</li> <li>• Automatic battery charger.</li> </ul>	
	<p><b>Protections with alarm</b></p>	<ul style="list-style-type: none"> <li>• Engine protections: low fuel level, low oil pressure, high engine temperature.</li> <li>• Genset protections: under/over voltage, overload, under/over frequency, starting failure, under/over battery voltage, battery charger failure.</li> </ul>	
	<p><b>Protections with shutdown</b></p>	<ul style="list-style-type: none"> <li>• Engine protections: low fuel level, low oil pressure, high engine temperature,</li> <li>• Genset protection: under/over voltage, overload, under/over battery voltage, battery charger failure.</li> <li>• Circuit breaker protection: III poles. Supplied in a separate panel.</li> <li>• Differential protection.</li> </ul>	
	<p><b>Output</b></p>	<ul style="list-style-type: none"> <li>• Plinth row for connection from ACP to LTS panel.</li> <li>• Power cables connection to terminals board (internal).</li> </ul>	

AUTOMATIC CONTROL PANEL (AMF)		GSW195V	GSW220V
 <p>Automatic control panel for automatic starting by Mains failure. Delivered loose from the genset, and complete with digital control unit AC01 for monitoring, control and protection of the generating set.</p>	<p><b>Digital instrumentation</b> through AC-01 control unit.</p>	<ul style="list-style-type: none"> <li>• Generating set voltage (3 phases).</li> <li>• Mains voltage.</li> <li>• Generating set frequency.</li> <li>• Generating set current (3 phases).</li> <li>• Battery voltage.</li> <li>• Power (kVA - kW - kVAr).</li> <li>• Power factor Cos φ.</li> <li>• Hours-counter.</li> <li>• Engine speed r.p.m.</li> <li>• Fuel level (%).</li> <li>• Oil pressure.</li> <li>• Engine temperature.</li> </ul>	
	<p><b>Commands and others</b></p>	<ul style="list-style-type: none"> <li>• Selector switch with six positions: Automatic test - Automatic starting - Engine locked - Mains contactor forced - Manual starting - Genset contactor forced.</li> <li>• Push-buttons: start/stop, up/down selection, reset.</li> <li>• Emergency stop button.</li> <li>• Remote starting availability.</li> <li>• Acoustic alarm.</li> <li>• Automatic battery charger.</li> </ul>	
	<p><b>Change over contactors Mains/Genset</b></p>	<p>IV poles - 325A.</p>	<p>IV poles - 325A.</p>
	<p><b>Protections with alarm</b></p>	<ul style="list-style-type: none"> <li>• Engine protections: low fuel level, low oil pressure, high engine temperature.</li> <li>• Genset protections: under/over voltage, overload, under/over frequency, starting failure, under/over battery voltage, battery charger failure.</li> </ul>	
	<p><b>Protections with shutdown</b></p>	<ul style="list-style-type: none"> <li>• Engine protections: low fuel level, low oil pressure, high engine temperature,</li> <li>• Genset protection: under/over voltage, overload, under/over battery voltage, battery charger failure.</li> </ul>	
	<p><b>Output</b></p>	<ul style="list-style-type: none"> <li>• Plinth row for connection from pre-wired panel (mounted on the genset) to AMF panel.</li> <li>• Power cables connected to terminals board (internal).</li> </ul>	



**GENSET SUPPLEMENTS (ONLY AVAILABLE WHEN ORDERED)**

GENSET SUPPLEMENTS	
<input type="checkbox"/>	GPA: ALTERNATOR IP23 PROTECTION. Only with MeccAlte configuration
<input type="checkbox"/>	APM: PMG FOR STAMFORD ALTERNATOR + MX321 AVR. Only with Stamford configuration
<input type="checkbox"/>	AFP: AUTOMATIC FUEL TRANSFER PUMP.
<input type="checkbox"/>	PHS: COOLANT PREHEATING SYSTEM.

**CONTROL PANEL SUPPLEMENTS (ONLY AVAILABLE WHEN ORDERED)**

<input type="checkbox"/>	TIF: IV POLES CIRCUIT BREAKER INSTEAD OF III POLES.
--------------------------	---

ACCESSORIES

ACCESSORIES	 <p>LOAD TRANSFER SWITCH PANEL</p>	GSW195V	GSW220V
	 <p>Load transfer switch panel built in a metal cabinet and supplied loose from the genset.</p>	<p><b>Change over contactors</b></p> <p>IV poles - 325A.</p>	<p>IV poles - 325A.</p>
	<p><b>Connections</b></p>	<ul style="list-style-type: none"> <li>• Plinth row for connection from ACP to LTS panel.</li> <li>• Terminals board for power cables connection (Genset-Mains-Load).</li> </ul>	
	<p><b>Protections</b></p>	<ul style="list-style-type: none"> <li>• Contactors mechanically and electrically interlocked.</li> <li>• Emergency stop button.</li> </ul>	
	<p>Automatic control panel + LTS panel measures the Mains voltage and starts automatically the genset within few seconds in case of Mains failure. It transfers immediately the load again to the genset when the Mains voltage returns within the rated values.</p>		
	<p><b>FEC: FLEXIBLE EXHAUST COMPENSATOR.</b></p>		
	<p><b>RES: RESIDENTIAL SILENCER.</b></p>		
	<p><b>RCG: REMOTE CONTROL BY GSM KIT</b> (kit for genset management and control by remote PC; communication available by means of RS232 directly to PC or through GSM modem). Available only for automatic versions with <b>AC01</b> control unit.</p>		