



REF. GDS **22.00**

**MODEL | GSW195-220V (\*)**


(\*) on discontinuation process

- VOLVO Diesel engine.
- Water cooling system.
- Internal residential muffler.
- Central lifting point.
- Complete with engine and battery liquids.
- Manual pump oil draining pipe.





MODEL		GSW195V	GSW220V	
CODE		SC181TWA	SC201TWA	
TECHNICAL FEATURES	<b>PRIME POWER PRP</b>	<b>kVA (kW)</b>	<b>186 (149)</b>	
	<b>EMERGENCY POWER LTP</b>	<b>kVA (kW)</b>	<b>194 (155)</b>	
	Voltage	Volt	400/231	
	Frequency	Hz	50	
	Power factor	Cos φ	0,8	
	Fuel capacity	Litres	330	
	Autonomy (100% load PRP)	h	8,4	
	Acoustic power	LWA	97	
	Acoustic pressure at 7m	dB(A)	72	
	Dimensions (LxWxH)	mm	3.500 x 1.300 x 2.150	
	Weight	kg	2.950	
	<b>DIESEL ENGINE</b>	<b>VOLVO</b>	<b>TAD721GE</b>	<b>TAD722GE</b>
	Cooling system	Type	Water	Water
	Speed	r.p.m.	1.500	1.500
	Displacement	c.c.	7.150	7.150
	Cylinders and disposition	n° disp.	6 L	6 L
	Aspiration	Type	Turbo - Intercooler	Turbo - Intercooler
	Engine power PRP	kWm	162,0	179,0
	Fuel consumption (100% load)	l/h	39,3	43,3
	Specific consumption PRP	g/kWh	204	203
Engine governor (standard)	Type	Electronic	Electronic	
<b>ALTERNATOR</b>	<b>STAMFORD</b>	<b>UCI 274 G</b>	<b>UCI 274 H</b>	
Insulation	Class	H	H	
Mechanical degree of protection	Type	IP23	IP23	
Voltage regulation	Type	Electronic	Electronic	

TECHNICAL CHARACTERISTICS NOT IMPREGNATIVE RESERVATION OF MODIFICATIONS FOR INNOVATION OF THE PRODUCT

MANUAL CONTROL PANEL (MCP)		GSW195V	GSW220V	
MANUAL CONTROL PANEL (MCP)	 <p>Manual control panel mounted on the genset, complete with digital control unit BE23 for monitoring, control and protection of the generating set.</p>	<ul style="list-style-type: none"> <li>• Generating set voltage (3 phases).</li> <li>• Generating set frequency.</li> <li>• Generating set current (3 phases).</li> <li>• Battery voltage.</li> <li>• Power (kVA - kW - kVAR).</li> <li>• Power factor Cos φ.</li> <li>• Hours-counter.</li> <li>• Fuel level (%).</li> <li>• Oil pressure.</li> <li>• Engine temperature</li> </ul>		
		<b>Commands and others</b>	<ul style="list-style-type: none"> <li>• DC supply selector switch.</li> <li>• Push-buttons: start/stop.</li> <li>• Emergency stop button.</li> <li>• Remote starting availability.</li> </ul>	
		<b>Protections with alarm</b>	<ul style="list-style-type: none"> <li>• Engine protections: low fuel level, low oil pressure, high engine temperature.</li> <li>• Genset protections: over-frequency, battery voltage out of limits.</li> </ul>	
		<b>Protections with shutdown</b>	<ul style="list-style-type: none"> <li>• Engine protections: low fuel level, low oil pressure, high engine temperature.</li> <li>• Genset protections: under/over voltage, over-load, under/over frequency, under/over battery voltage.</li> <li>• Circuit breaker protection: III poles. Supplied in a separate panel.</li> <li>• Differential protection.</li> </ul>	
		<b>Output</b>	<ul style="list-style-type: none"> <li>• Power cables connection to terminals board (external).</li> </ul>	

TECHNICAL CHARACTERISTICS NOT IMPREGNATIVE RESERVATION OF MODIFICATIONS FOR INNOVATION OF THE PRODUCT

AUTOMATIC CONTROL PANEL (ACP)		GSW195V	GSW220V
 <p>Automatic control panel mounted on the genset, complete with digital control unit AC01 for monitoring, control and protection of the generating set.</p>	<p><b>Digital instrumentation</b> through AC-01 control unit.</p>	<ul style="list-style-type: none"> <li>• Generating set voltage (3 phases).</li> <li>• Mains voltage.</li> <li>• Generating set frequency.</li> <li>• Generating set current (3 phases).</li> <li>• Battery voltage.</li> <li>• Power (kVA - kW - kVAr).</li> <li>• Power factor Cos φ.</li> <li>• Hours-counter.</li> <li>• Engine speed r.p.m.</li> <li>• Fuel level (%).</li> <li>• Oil pressure.</li> <li>• Engine temperature.</li> </ul>	
	<p><b>Commands and others</b></p>	<ul style="list-style-type: none"> <li>• Selector switch with six positions: Automatic test - Automatic starting - Engine locked - Mains contactor forced - Manual starting - Genset contactor forced.</li> <li>• Push-buttons: start/stop, up/down selection, reset.</li> <li>• Emergency stop button.</li> <li>• Remote starting availability.</li> <li>• Acoustic alarm.</li> <li>• Automatic battery charger.</li> </ul>	
	<p><b>Protections with alarm</b></p>	<ul style="list-style-type: none"> <li>• Engine protections: low fuel level, low oil pressure, high engine temperature.</li> <li>• Genset protections: under/over voltage, overload, under/over frequency, starting failure, under/over battery voltage, battery charger failure.</li> </ul>	
	<p><b>Protections with shutdown</b></p>	<ul style="list-style-type: none"> <li>• Engine protections: low fuel level, low oil pressure, high engine temperature,</li> <li>• Genset protection: under/over voltage, overload, under/over battery voltage, battery charger failure.</li> <li>• Circuit breaker protection: III poles. Supplied in a separate panel.</li> <li>• Differential protection.</li> </ul>	
	<p><b>Output</b></p>	<ul style="list-style-type: none"> <li>• Plinth row for connection from ACP to LTS panel.</li> <li>• Power cables connection to terminals board (external).</li> </ul>	

AUTOMATIC CONTROL PANEL (AMF)		GSW195V	GSW220V
 <p>Automatic control panel for automatic starting by Mains failure. Delivered loose from the genset, and complete with digital control unit AC01 for monitoring, control and protection of the generating set.</p>	<p><b>Digital instrumentation</b> through AC-01 control unit.</p>	<ul style="list-style-type: none"> <li>• Generating set voltage (3 phases).</li> <li>• Mains voltage.</li> <li>• Generating set frequency.</li> <li>• Generating set current (3 phases).</li> <li>• Battery voltage.</li> <li>• Power (kVA - kW - kVAr).</li> <li>• Power factor Cos φ.</li> <li>• Hours-counter.</li> <li>• Engine speed r.p.m.</li> <li>• Fuel level (%).</li> <li>• Oil pressure.</li> <li>• Engine temperature.</li> </ul>	
	<p><b>Commands and others</b></p>	<ul style="list-style-type: none"> <li>• Selector switch with six positions: Automatic test - Automatic starting - Engine locked - Mains contactor forced - Manual starting - Genset contactor forced.</li> <li>• Push-buttons: start/stop, up/down selection, reset.</li> <li>• Emergency stop button.</li> <li>• Remote starting availability.</li> <li>• Acoustic alarm.</li> <li>• Automatic battery charger.</li> </ul>	
	<p><b>Change over contactors Mains/Genset</b></p>	<p>IV poles - 325A</p>	<p>IV poles - 325A</p>
	<p><b>Protections with alarm</b></p>	<ul style="list-style-type: none"> <li>• Engine protections: low fuel level, low oil pressure, high engine temperature.</li> <li>• Genset protections: under/over voltage, overload, under/over frequency, starting failure, under/over battery voltage, battery charger failure.</li> </ul>	
	<p><b>Protections with shutdown</b></p>	<ul style="list-style-type: none"> <li>• Engine protections: low fuel level, low oil pressure, high engine temperature,</li> <li>• Genset protection: under/over voltage, overload, under/over battery voltage, battery charger failure.</li> </ul>	
	<p><b>Output</b></p>	<ul style="list-style-type: none"> <li>• Plinth row for connection from pre-wired panel (mounted on the genset) to AMF panel.</li> <li>• Power cables connected to terminals board (internal).</li> </ul>	



**GENSET SUPPLEMENTS (ONLY AVAILABLE WHEN ORDERED)**

GENSET SUPPLEMENTS	
●	APM: PMG FOR STAMFORD ALTERNATOR + MX321 AVR.
●	GPG: GENSET PARALLEL KIT FOR SYNCHRONIZING WITH OTHER GENSET. Only available on prewired version.
●	GPM: GENSET PARALLEL KIT FOR SYNCHRONIZING WITH THE MAINS. Only available on prewired version.
●	AFP: AUTOMATIC FUEL TRANSFER PUMP.
●	DCC: DIFFERENT CANOPY COLOUR.
●	LPT: LEAK PROOF TRAY.
●	PHS: COOLANT PREHEATING SYSTEM.

**CONTROL PANEL SUPPLEMENTS (ONLY AVAILABLE WHEN ORDERED)**

●	TIF: IV POLES CIRCUIT BREAKER INSTEAD OF III POLES.
---	---

**ACCESSORIES**

<b>ACCESSORIES</b>	<b>LOAD TRANSFER SWITCH PANEL</b>	<b>GSW195V</b>	<b>GSW220V</b>	
		<b>Change over contactors</b>	<b>IV poles - 325A</b>	
	Load transfer switch panel built in a metal cabinet and supplied loose from the genset.	<b>Connections</b>	<ul style="list-style-type: none"> <li>• Plinth row for connection from ACP to LTS panel.</li> <li>• Terminals board for power cables connection (Genset-Mains-Load).</li> </ul>	
		<b>Protections</b>	<ul style="list-style-type: none"> <li>• Contactors mechanically and electrically interlocked.</li> <li>• Emergency stop button.</li> </ul>	
		Automatic control panel + LTS panel measures the Mains voltage and starts automatically the genset within few seconds in case of Mains failure. It transfers immediately the load again to the genset when the Mains voltage returns within the rated values.		
<b>RCG: REMOTE CONTROL BY GSM KIT</b> (kit for genset management and control by remote PC; communication available by means of RS232 directly to PC or through GSM modem). Available only for automatic versions with <b>AC01</b> control unit.	 <span style="font-size: 2em; vertical-align: middle;">↔</span> 