



REF. PCS **19.00**


## MODEL | **GSW530D-560 Deutz**

- DEUTZ Diesel engine.
- **NEW** MeccAlte alternator.
- Water cooling system with radiator.
- Internal residential muffler.
- Double lifting points frame structure.
- Complete with engine and battery liquids.
- Manual pump oil draining pipe.
- Leak proof tray facilities.
- **NEW** weather proof version.




MODEL		GSW530D	GSW560D	
CODE		SC461TDA	SC501TDA	
TECHNICAL FEATURES	PRIME POWER PRP	kVA (kW)	459 (367)	509 (407)
	EMERGENCY POWER LTP	kVA (kW)	528 (422)	546 (437)
	Voltage	Volt	400/231	400/231
	Frequency	Hz	50	50
	Power factor	Cos φ	0,8	0,8
	Fuel capacity	Litres	636	636
	Autonomy (100% load PRP)	h	6,0	5,1
	Acoustic power	LWA	98	101
	Acoustic pressure at 7m	dB(A)	73	76
	Dimensions (LxWxH)	mm	4.200 x 1.860 x 2.250	4.200 x 1.860 x 2.250
	Weight	kg	5.130	5.155
	DIESEL ENGINE	VOLVO	BF8M 1015C G2	BF8M 1015 CP
	Cooling system	Type	Water	Water
	Speed	r.p.m.	1.500	1.500
	Displacement	c.c.	15.900	15.900
	Cylinders and disposition	n° disp.	8 V	8 V
	Aspiration	Type	Turbo - Intercooler	Turbo - Intercooler
	Engine power PRP	kWm	391,3	433,9
	Fuel consumption (100% load)	l/h	96,0	114,0
	Specific consumption PRP	g/kWh	207	221
Engine governor (standard)	Type	Electronic	Electronic	
ALTERNATOR	MECCALTE	ECO 40 3S	ECO 40 3S	
Insulation	Class	H	H	
Mechanical degree of protection	Type	IP21	IP21	
Voltage regulation	Type	Electronic	Electronic	


TECHNICAL CHARACTERISTICS NOT IMPERATIVE RESERVATION OF MODIFICATIONS FOR INNOVATION OF THE PRODUCT

MANUAL / AUTOMATIC CONTROL PANEL (ACP)		GSW530D	GSW560D
MANUAL / AUTOMATIC CONTROL PANEL (ACP)	 <p>Manual / Automatic control panel mounted on the genset, protected by a locking door, complete with digital control unit AC01 for monitoring, control and protection of the generating set.</p>	<ul style="list-style-type: none"> <li>• Generating set voltage (3 phases).</li> <li>• Mains voltage.</li> <li>• Generating set frequency.</li> <li>• Generating set current (3 phases).</li> <li>• Battery voltage.</li> <li>• Power (kVA - kW - kVAr).</li> <li>• Power factor Cos φ.</li> <li>• Hours-counter.</li> <li>• Engine speed r.p.m.</li> <li>• Fuel level (%).</li> <li>• Oil pressure.</li> <li>• Engine temperature.</li> </ul>	
		<p><b>Commands and others</b></p> <ul style="list-style-type: none"> <li>• Selector switch with six positions: Automatic test - Automatic starting - Engine locked - Mains contactor forced - Manual starting - Genset contactor forced.</li> <li>• Push-buttons: start/stop, up/down selection, reset.</li> <li>• Emergency stop button.</li> <li>• DC system disconnection key.</li> <li>• Acoustic alarm.</li> <li>• Automatic battery charger.</li> </ul>	
		<p><b>Protections with alarm</b></p> <ul style="list-style-type: none"> <li>• Engine protections: low fuel level, low oil pressure, high engine temperature.</li> <li>• Genset protections: under/over voltage, overload, under/over frequency, starting failure, under/over battery voltage, battery charger failure.</li> <li>• Circuit breaker protection: III poles.</li> <li>• Differential protection.</li> </ul>	
		<p><b>Protections with shutdown</b></p> <ul style="list-style-type: none"> <li>• Engine protections: low fuel level, low oil pressure, high engine temperature, low coolant level.</li> <li>• Genset protection: under/over voltage, overload, under/over battery voltage, battery charger failure.</li> </ul>	
		<p><b>Output</b></p> <ul style="list-style-type: none"> <li>• Plinth row for connection from ACP to LTS panel.</li> <li>• Power cables connection to terminals board (external).</li> </ul>	

TECHNICAL CHARACTERISTICS NOT IMPREGNATIVE RESERVATION OF MODIFICATIONS FOR INNOVATION OF THE PRODUCT

AUTOMATIC CONTROL PANEL (AMF)		GSW530D	GSW560D
 <p><b>AUTOMATIC CONTROL PANEL (AMF)</b></p> <p>Automatic control panel for automatic starting by Mains failure. Delivered loose from the genset, and complete with digital control unit ACO1 for monitoring, control and protection of the generating set.</p>	<p><b>Digital instrumentation</b> through AC-01 control unit (CAN BUS).</p> <ul style="list-style-type: none"> <li>• Generating set voltage (3 phases).</li> <li>• Mains voltage.</li> <li>• Generating set frequency.</li> <li>• Generating set current (3 phases).</li> <li>• Battery voltage.</li> <li>• Power (kVA - kW - kVA<sub>r</sub>).</li> <li>• Power factor Cos φ.</li> <li>• Hours-counter.</li> <li>• Engine speed r.p.m.</li> <li>• Fuel level (%).</li> <li>• Oil pressure.</li> <li>• Engine temperature.</li> </ul>		
	<p><b>Commands and others</b></p> <ul style="list-style-type: none"> <li>• Selector switch with six positions: Automatic test - Automatic starting - Engine locked - Mains contactor forced - Manual starting - Genset contactor forced.</li> <li>• Push-buttons: start/stop, up/down selection, reset.</li> <li>• Emergency stop button.</li> <li>• Remote starting availability.</li> <li>• Acoustic alarm.</li> <li>• Automatic battery charger.</li> </ul>		
	<p><b>Change over contactors Mains/Genset</b></p>	IV poles - 1.000A	IV poles - 1.000A
	<p><b>Protections with alarm</b></p>	<ul style="list-style-type: none"> <li>• Engine protections: low fuel level, low oil pressure, high engine temperature.</li> <li>• Genset protections: under/over voltage, overload, under/over frequency, starting failure, under/over battery voltage, battery charger failure.</li> </ul>	
	<p><b>Protections with shutdown</b></p>	<ul style="list-style-type: none"> <li>• Engine protections: low fuel level, low oil pressure, high engine temperature, low coolant level.</li> <li>• Genset protection: under/over voltage, overload, under/over battery voltage, battery charger failure.</li> </ul>	
	<p><b>Output</b></p>	<ul style="list-style-type: none"> <li>• Plinth row for connection from pre-wired panel (mounted on the genset) to AMF panel.</li> <li>• Power cables connected to terminals board (internal).</li> </ul>	

**GENSET SUPPLEMENTS (ONLY AVAILABLE WHEN ORDERED)**

<ul style="list-style-type: none"> <li>• <b>GPA: ALTERNATOR IP23 PROTECTION.</b></li> </ul>	
<ul style="list-style-type: none"> <li>• <b>AFP: AUTOMATIC FUEL TRANSFER PUMP.</b></li> </ul>	
<ul style="list-style-type: none"> <li>• <b>DCC: DIFFERENT CANOPY COLOUR.</b></li> </ul>	
<ul style="list-style-type: none"> <li>• <b>FBD: FULLY BUNDED BASEFRAME</b></li> </ul>	
<ul style="list-style-type: none"> <li>• <b>PHS: COOLANT PREHEATING SYSTEM.</b></li> </ul>	
<ul style="list-style-type: none"> <li>• <b>WPC: WEATHER PROOF VERSION (*)</b>. Economy canopy version useful in applications where is not necessary to reduce the noise level, but is necessary a weather protection. It includes only the sheet metal canopy, without the soundproof panels and the expulsion air module. Industrial silencer on radiator side.</li> </ul> <p>Dimensions (mm). Lifting points and exhaust silencer not included:  <b>GSW530D/560D</b>: 3300 x 1860 x 2150</p> <p>(*) This version does not comply with 2000/14EC regulation.</p>	

**CONTROL PANEL SUPPLEMENTS (ONLY AVAILABLE WHEN ORDERED)**

<p><b>CONTROL PANEL SUPPLEMENTS</b></p>	<ul style="list-style-type: none"> <li>• <b>TIF: IV POLES CIRCUIT BREAKER INSTEAD OF III POLES.</b></li> </ul>	<p>1 x 400V/63A 3P+N+T CE.</p> <p>1 x 400V/32A 3P+N+T CE.</p> <p>1 x 400V/16A 3P+N+T CE.</p> <p>1 x 230V/16A 2P+T CE.</p> <p>1 x 230V/16A Schuko.</p>
	<ul style="list-style-type: none"> <li>• <b>SKB: SOCKETS KIT B WITH 5 SOCKETS.</b></li> </ul>	
	<ul style="list-style-type: none"> <li>• <b>RSS: REMOTE START &amp; STOP PRE-ARRANGED FREE CONTACTS.</b></li> </ul>	

**ACCESSORIES**

<p><b>ACCESSORIES</b></p> <p>Load transfer switch panel built in a metal cabinet and supplied loose from the genset.</p>	<p><b>LOAD TRANSFER SWITCH PANEL.</b></p>	<p><b>GSW530D</b></p>	<p><b>GSW560D</b></p>
	<p><b>Change over contactors</b></p>	IV poles - 1.000A	IV poles - 1.000A
	<p><b>Connections</b></p>	<ul style="list-style-type: none"> <li>• Plinth row for connection from ACP to LTS panel.</li> <li>• Terminals board for power cables connection (Genset-Mains-Load).</li> </ul>	
	<p><b>Protections</b></p>	<ul style="list-style-type: none"> <li>• Contactors mechanically and electrically interlocked.</li> <li>• Emergency stop button.</li> </ul>	
	<p>Automatic control panel + LTS panel measures the Mains voltage and starts automatically the genset within few seconds in case of Mains failure. It transfers immediately the load again to the genset when the Mains voltage returns within the rated values.</p>		
<ul style="list-style-type: none"> <li>• <b>RCG: REMOTE CONTROL BY GSM KIT</b> (kit for genset management and control by remote PC; communication available by means of RS232 directly to PC or through GSM modem). Available only on the automatic versions.</li> </ul>	