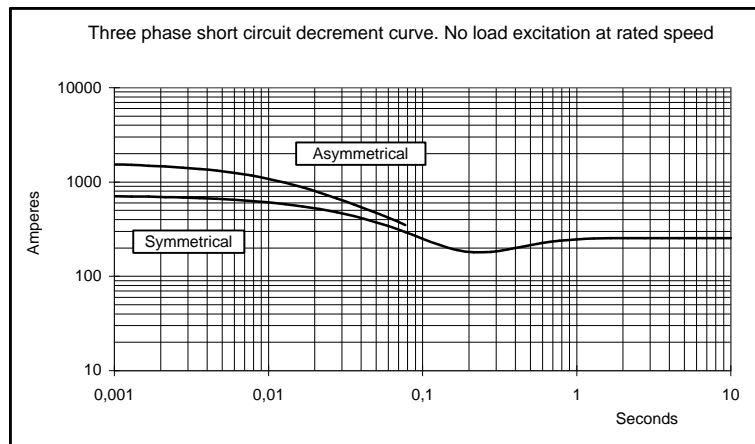
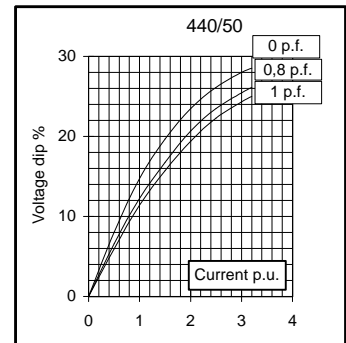
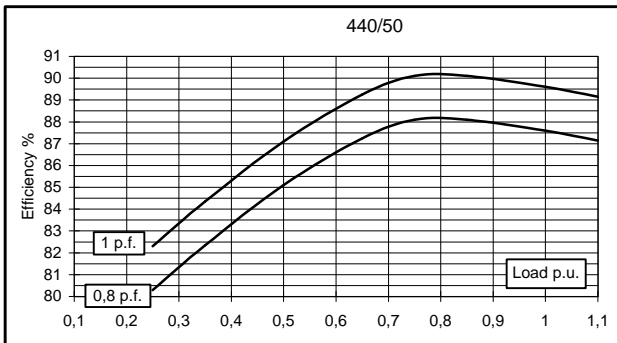
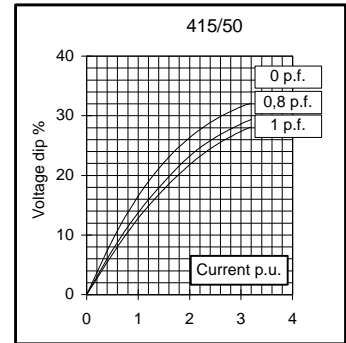
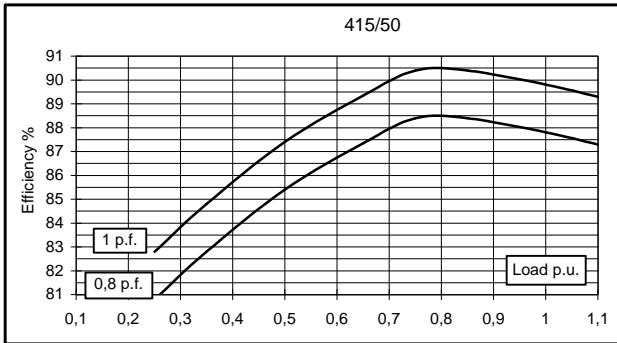
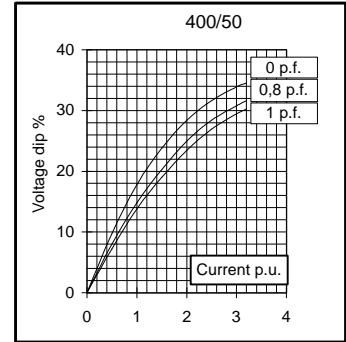
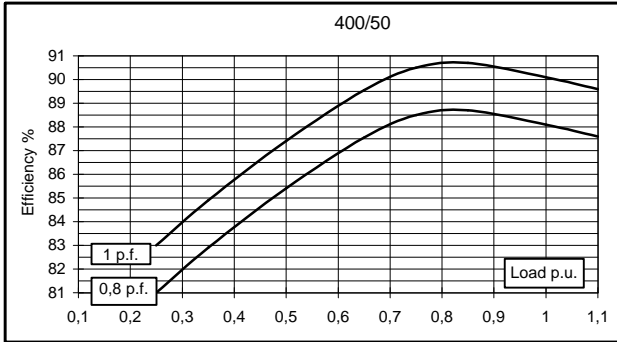
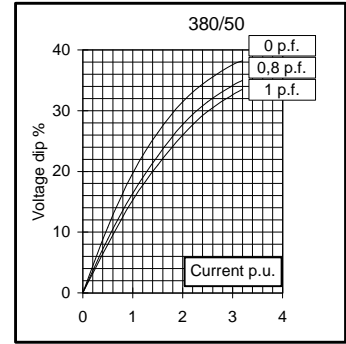
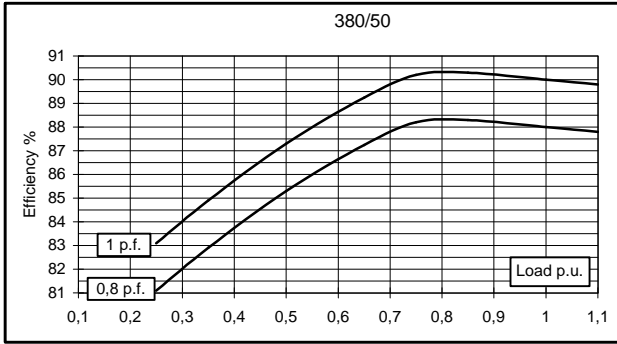
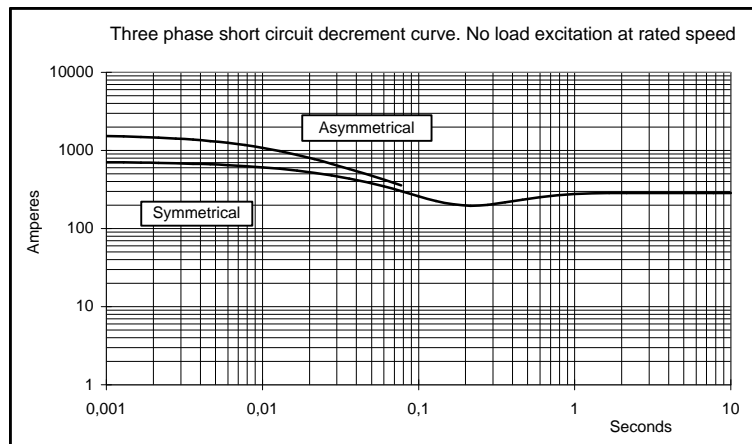
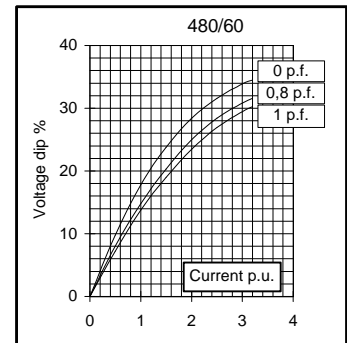
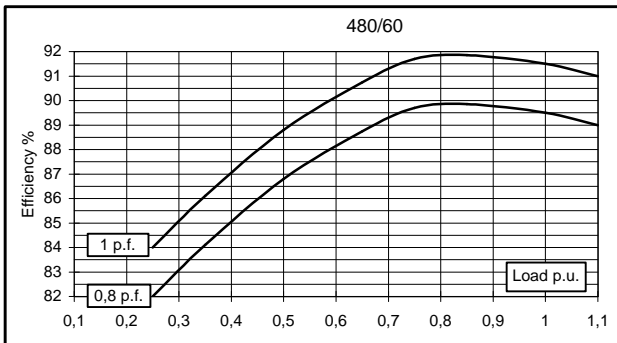
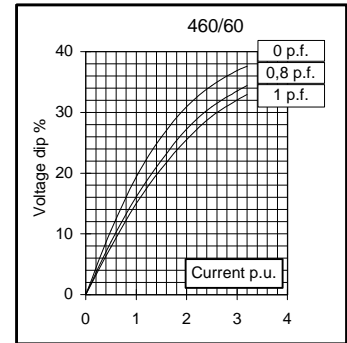
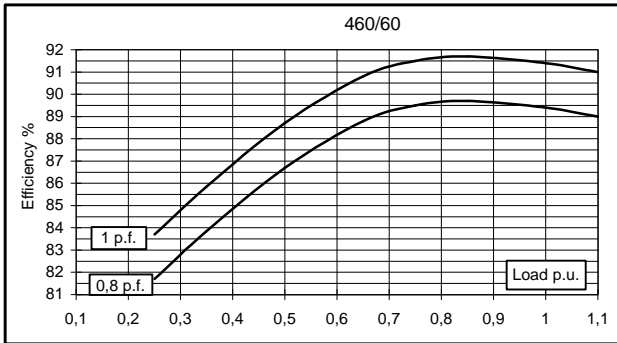
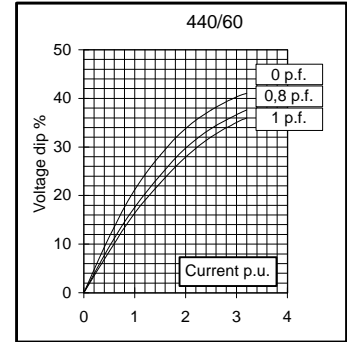
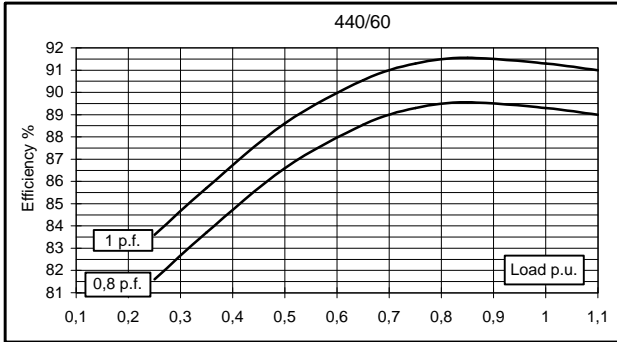
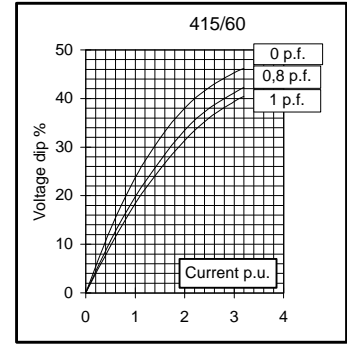
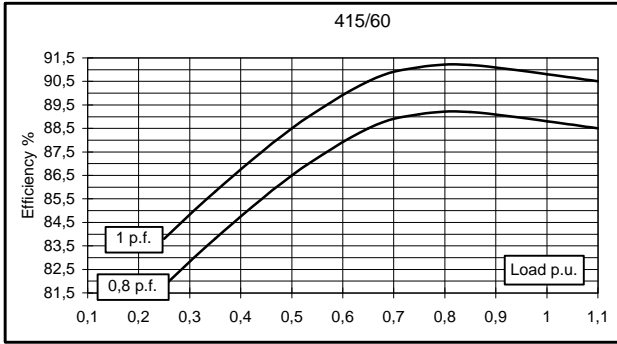


Electrical Characteristics										
Frequency	Hz	50				60				
Voltage (star)	V	380	400	415	440	415	440	460	480	
Rated power class H	kVA	55	55	55	47	58	64	66	66	
	kW	44	44	44	37,6	46,4	51,2	52,8	52,8	
Rated power class F	kVA	50	50	50	42,5	52,5	58	60	60	
	kW	40	40	40	34	42	46,4	48	48	
Regulation with	SR7/2	±1,5 % with any power factor and speed variations between -5% +30%								
Insulation class		H								
Execution		Brushless								
Stator winding		12 ends								
Rotor		with damping cage								
Efficiencies class H	4/4	%	88	88,1	87,8	87,6	88,8	89,3	89,4	89,5
(see graph. for details)	3/4	%	88,2	88,5	88,4	88,1	89,1	89,3	89,5	89,7
	2/4	%	85,3	85,4	85,4	85,1	86,5	86,6	86,7	86,8
	1/4	%	81,1	81	80,8	80,3	81,8	81,6	81,7	82
Reactances (f. l.cl. F)	Xd	%	487,5	440	408,8	310,7	517,3	507,8	479,1	440
	Xd'	%	13,74	12,4	11,52	8,76	14,58	14,31	13,50	12,4
	Xd''	%	6,76	6,1	5,67	4,31	7,17	7,04	6,64	6,1
	Xq	%	259,3	234	217,4	165,3	275,1	270,0	254,8	234
	Xq'	%	259,3	234	217,4	165,3	275,1	270,0	254,8	234
	Xq''	%	28,1	25,4	23,6	17,9	29,9	29,3	27,7	25,4
	X ₂	%	18,73	16,9	15,70	11,94	19,87	19,50	18,40	16,9
	X ₀	%	3,55	3,2	2,97	2,26	3,76	3,69	3,48	3,2
Short Circuit Ratio	Kcc		0,41	0,51	0,61	1,01	0,21	0,31	0,41	0,51
Time Constants	Td'	sec.	0,072							
	Td''	sec.	0,013							
	Tdo'	sec.	1,30							
	Tα	sec.	0,011							
Short Circuit Current Capacity		%	>300				>320			
Excitation at no load	Amp.		0,5	0,6	0,7	0,85	0,35	0,4	0,5	0,6
Excitation at full load	Amp.		1,8	2	2,1	2,2	1,5	1,6	1,8	1,9
Overload (long-term)		%	1 hour in a 6 hours period 110% rated load							
Overload per 20 sec.		%	300							
Stator Winding Resistance (20°C)	Ω		0,046							
Rotor Winding Resistance (20°C)	Ω		4,071							
Exciter Resistance (20 °C)	Ω		Rotor : 0,640				Stator : 10,60			
Heat dissipation at f.l.cl.H	W		6000	5943	6114	5322	5852	6135	6260	6194
Telephone Interference			THF < 2%				TIF < 50			
Radio interference			EN50081-1, EN50082-1, VDE0875K. For others standards apply to factory							
Waveform Distors.(THD) at f. load	LL/LN %		3,6 / 3,2							
Waveform Distors.(THD) at no load	LL/LN %		4,3 / 4							
Mechanical characteristics										
Protection			IP 21 (other protection on request)							
DE bearing			6312-2RS							
NDE bearing			6309-2RS							
Weight of wound stator assembly	kg		59,6							
Weight of wound rotor assembly	kg		41							
Weight of complete generator	kg		204							
Maximun overspeed	rpm		4320							
Unbalanced magnetic pull at f.l.cl.F	kN/mm		3,8							
Cooling air requirement	m³/min		22,4				27			
Inertia Constant (H)	sec.		0,345				0,414			
Noise level at 1m/7m	dB(A)		88 / 77				93 / 80			

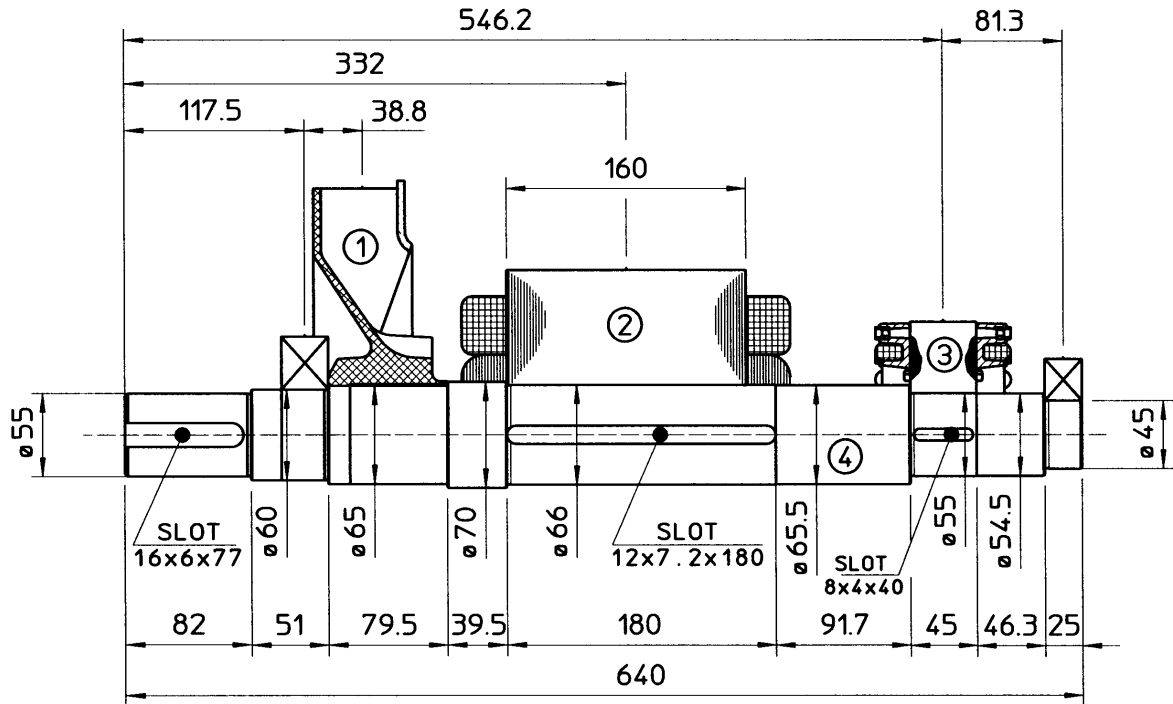
50 Hz



60 Hz

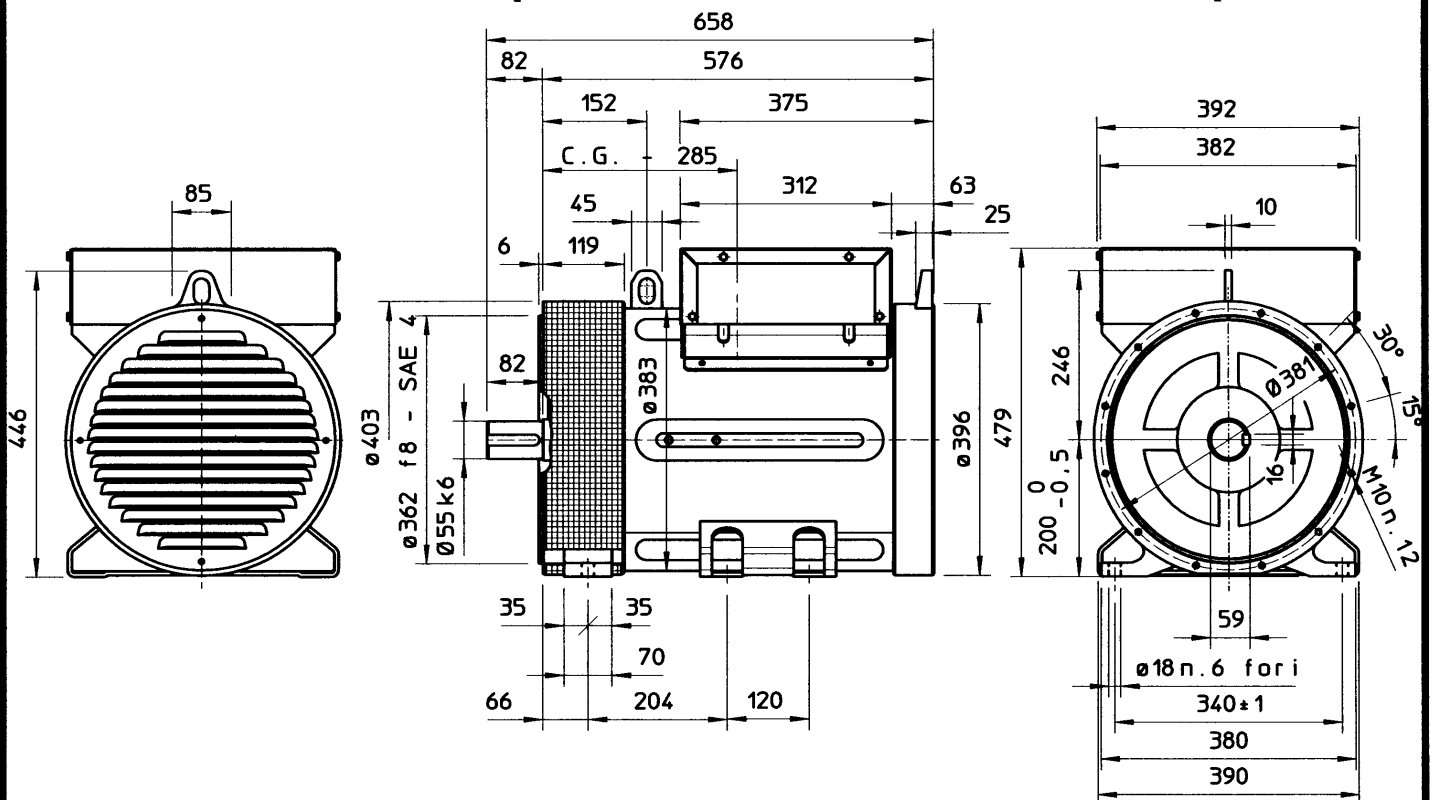


TWO BEARING MOMENTS OF INERTIA



COMPONENT	WEIGHT kg	J kgm ²
1 FAN	2.3	0.0224
2 MAIN ROTOR	36.3	0.136
3 EX. ROTOR	5.4	0.012
4 SHAFT	15.1	0.007
TOTAL	59.1	0.1774

TWO BEARING DIMENSIONS



C.G. - GRAVITY CENTER

