

Alternatori Monofase 2 Poli

2 Pole Single-phase Alternators
Alternadores Monofásicos 2 Polos



M112 brushless a condensatore

brushless, with capacitor
sin escobillas con condensador

MR112 a spazzole, con AVR

brushes, with AVR
con escobillas y AVR

M112

Tensione standard: 50Hz: 115/230V, 120/240V 60Hz: 110/220V, 120/240V Altri valori a richiesta	Caratteristiche tecniche
Classe d'isolamento: H	
Protezione: IP 23	
T.H.D. ≤ 6%	
Precisione tensione: ± 5% (cosφ = 1)	
Elevata capacità di spunto (Icc > 5In)	
Optional: Quadro elettrico, Carica batterie	

Standard Voltage: 50Hz: 115/230V, 120/240V 60Hz: 110/220V, 120/240V Other voltages on request	Technical characteristics
Insulation class: H	
Protection: IP 23	
T.H.D. ≤ 6%	
Voltage accuracy: ± 5% (cosφ = 1)	
High starting capacity (Icc > 5In)	
Optional: Electrical panel, Battery charger	

Tensión estándar: 50Hz: 115/230V, 120/240V 60Hz: 110/220V, 120/240V Otros valores bajo pedido	Características técnicas
Clase de aislamiento: H	
Protección: IP 23	
T.H.D. ≤ 6%	
Precisión de la tensión: ± 5% (cosφ = 1)	
Elevada corriente de arranque (Icc > 5In)	
Opcionales: Cuadro eléctrico, Carga baterías	

MR112

Tensione standard: 50Hz: range 110÷120/220÷240V 60Hz: range 110÷120/220÷240V Altri valori a richiesta	Caratteristiche tecniche
Classe d'isolamento: H	
Protezione: IP 23	
T.H.D. ≤ 6%	
Precisione tensione: ± 2% (indipendente dal cosφ)	
Elevata capacità di spunto (Icc ≥ 4In)	
Optional: Quadro elettrico, Carica batterie	
Regolatore elettronico AVR860:	
<ul style="list-style-type: none"> • Provvisto di protezioni per Sottovelocità, Massima tensione, Massima corrente di eccitazione, Sovraccarico prolungato (max kVA) • Possibilità di regolare la tensione a distanza 	

Standard Voltage: 50Hz: range 110÷120/220÷240V 60Hz: range 110÷120/220÷240V Other voltages on request	Technical characteristics
Insulation class: H	
Protection: IP 23	
T.H.D. ≤ 6%	
Voltage accuracy: ± 2% (regardless of cosφ)	
High starting capacity (Icc ≥ 4In)	
Optional: Electrical panel, Battery charger	
AVR 860 electronic regulator	
<ul style="list-style-type: none"> • Supplied with protections for Underspeed, Maximum voltage, Maximum excitation current, Prolonged overload (max kVA) • Possibility of voltage remote adjustment 	

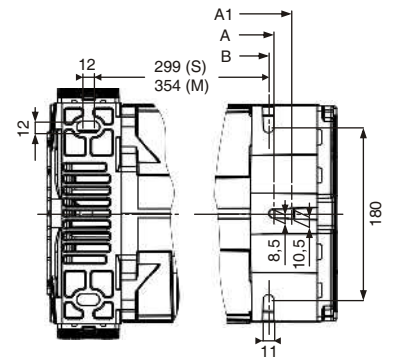
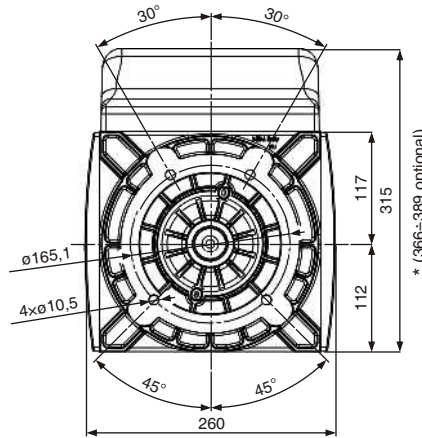
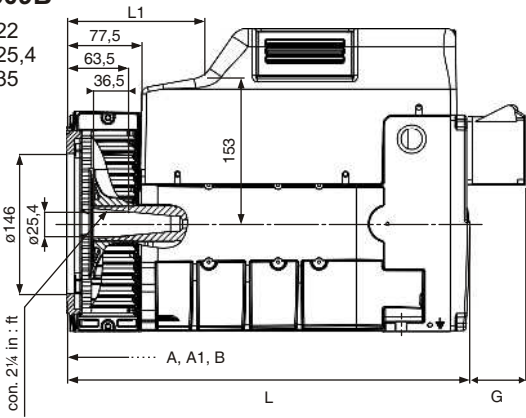
Tensión estándar: 50Hz: range 110÷120/220÷240V 60Hz: range 110÷120/220÷240V Otros valores bajo pedido	Características técnicas
Clase de aislamiento: H	
Protección: IP 23	
T.H.D. ≤ 6%	
Precisión de la tensión: ± 2% (sin depender de cosφ)	
Elevada corriente de arranque (Icc ≥ 4In)	
Opcionales: Cuadro eléctrico, Carga baterías	
Regulador electrónico AVR 860	
<ul style="list-style-type: none"> • Equipados con protecciones para Sub-velocidad, Máxima tensión eléctrica, Máxima corriente de excitación, Sobrecarga prolongada (max kVA) • Posibilidad de regulación de la tensión a distancia 	

	50Hz – 3000rpm				60Hz – 3600rpm				Peso Weight Peso		
	Potenza Output Power Potencia		Potenza assorbita Driving Power Potencia absorbida		Potenza Output Power Potencia		Potenza assorbita Driving Power Potencia absorbida				
	cosφ 1 S1 [kVA]	cosφ 0,8 S1 [kVA]	4/4 cosφ 1 [kW] η%		cosφ 1 S1 [kVA]	cosφ 0,8 S1 [kVA]	4/4 cosφ 1 [kW] η%		B3/B9 [kg]	B34 [kg]	SAE [kg]
M 112 SB/2	10,0	---	12,6	79,5	13,0	---	16,1	80,5	43	44,5	45,5
M 112 SC/2	12,0	---	14,8	81	15,0	---	18,3	82	48	49,5	50,5
M 112 SD/2	13,0	---	16,0	81,5	17,0	---	20,6	82,5	51,5	53	54
M 112 MB/2	16,0	---	19,4	82,5	20,0	---	24,0	83,5	66	67,5	68,5
MR 112 SB/2	10,0	8,0	12,4	80,5	13,0	10,5	16,0	81,5	43	44,5	45,5
MR 112 SC/2	12,5	10,0	15,2	82	15,0	12,0	18,1	83	48	49,5	50,5
MR 112 MA/2	15,0	12,0	18,0	83,5	18,0	14,5	21,3	84,5	62	63,5	64,5

B3/B9

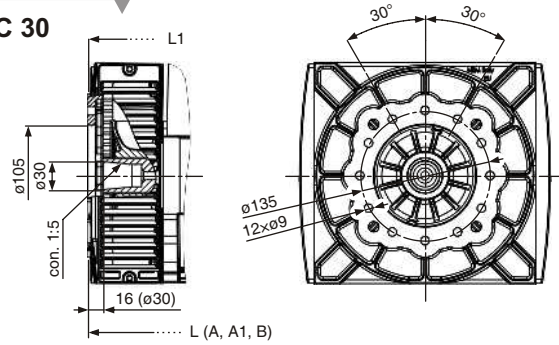
J609B

C 22
C 25,4
C 35



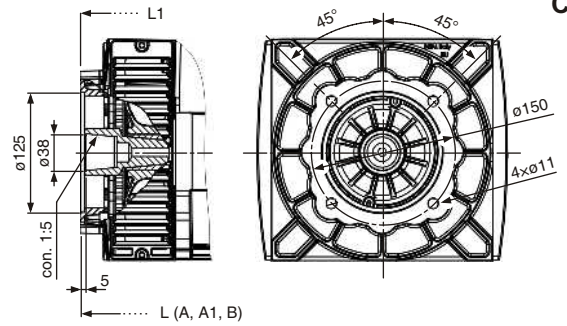
B3/B9

C 30

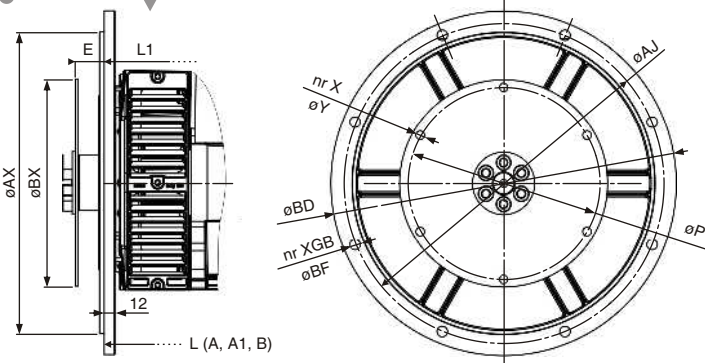


B3/B9

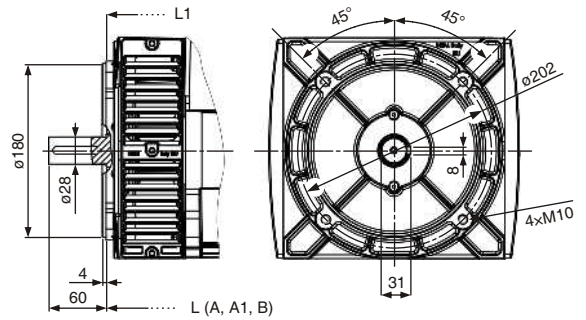
C 38



SAE



B34



Giunto Flexplate Acoplamiento	SAE	Ø BX	Ø P	E	X	Ø Y
	6,5	215,9	200,02	30,2	6	9
	7,5	241,3	222,25	30,2	8	9

Flangia Flange Brida	SAE	Ø BD	Ø AX	Ø AJ	XGB	Ø BF
	4	405	361,95	381	12	11
	5	358	314,33	333,4	8	11

B3/B9

	J609B, C30					C38				
	A	A1	B	L	L1	A	A1	B	L	L1
112 S	353	371,5	348	419	143	373	391,5	368	439	163
112 M	408	426,5	403	474	198	428	446,5	423	494	218

Prese

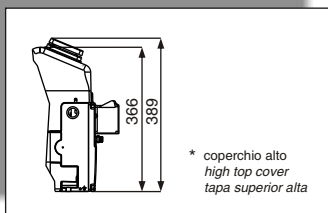
Sockets Tomas	
G	
10	Schuko
48	CEE 16A
58	CEE 32A
0	NEMA

B34

	A	A1	B	L	L1
112 S	362	380,5	357	428	152
112 M	417	435,5	412	483	207

SAE

	A	A1	B	L	L1
112 S	365	383,5	360	431	155
112 M	420	438,5	415	486	210



Dati tecnici non impegnativi: NSM si riserva il diritto di apportare modifiche senza l'obbligo di darne preventiva comunicazione. Technical data not binding: NSM reserves the right to modify the contents without prior notice. Datos tecnicos sin compromiso: NSM se reserva el derecho de aportar modificaciones sin la obligacion de previo aviso.