

Saldatrici AC 2 Poli

2 Pole AC Welders
Soldadoras AC 2 Polos



WS AC

in corrente alternata, generatore monofase brushless

alternate current welder, single phase brushless alternator
de corriente alterna, alternador monofásico sin escobillas

WS AC

La saldatrice è provvista di protezione termica autoripristinabile contro i sovraccarichi.

Il selettore a 8x2 posizioni (8 posizioni per WS130AC e WS140AC) permette di variare la corrente di saldatura. E' possibile anche variare la tensione in uscita nel funzionamento come generatore.

Caratteristiche tecniche 

Classe d'isolamento: H

Protezione: IP 23

T.H.D. ≤ 6%

Tensione d'innesco: 45÷60V

Elettrodi utilizzabili: rutili, acidi

Optional: Quadro elettrico, Carica batterie

The welders are supplied with an autoresettable thermal breaker against overload.

The 8x2 position selector (8 positions with WS130AC e WS140AC) allows to change the welding current. It's possible to change the generator output voltage as well.

Technical characteristics 

Insulation class: H

Protection: IP 23

T.H.D. ≤ 6%

Strike voltage: 45÷60V

Usable electrodes: rutile and acid ones

Optional: Electrical panel, Battery charger

La soldadora está equipada con dispositivo térmico que se restablece automáticamente

El selector de 8x2 posiciones (8 posiciones para WS130AC y WS140AC) permite variar la corriente de soldadura. Es también posible variar la tensión en el funcionamiento como generador

Características técnicas 

Clase de aislamiento: H

Protección: IP 23

T.H.D. ≤ 6%

Voltaje de cebado: 45÷60V

Eléctrodos utilizables: rútil y ácido

Opcionales: Cuadro Eléctrico, Carga Baterías

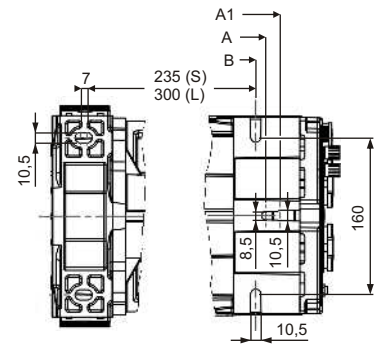
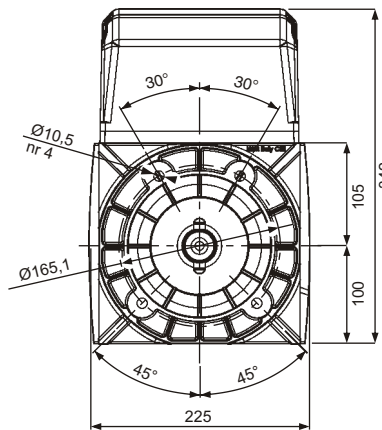
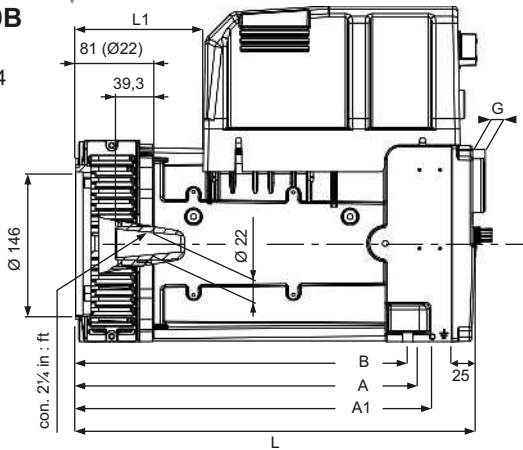
	Servizio Duty Servicio	Corrente di saldatura Welding current Corriente de soldadura	Potenza Assorbita Driving power Potencia absorbida	Alternatore Alternator Alternador		Frequenza Frequency Frecuencia	rpm	Peso Weight peso		
				1 phase [kVA]	3 phase [kVA]			[kg]	[kg]	[kg]
WS 130 AC (S)	130A - 35%	100A (ø=2,5mm) > 130A (ø=3,25mm) >	4,8kW (6,5Hp) 6,2kW (8,5Hp)	4,0	---	50	3000	29	30,5	32,5
WS 180 AC (S)	125A - 60% 180A - 35%	125A (ø=3,25mm) > 180A (ø=4mm) >	6,0kW (8Hp) 8,0kW (11Hp)	5,5	---	50	3000	34	35,5	37,5
WS 200 AC (L)	180A - 60% 200A - 35%	180A (ø=4mm) > 200A (ø=4mm) >	7,5kW (10Hp) 9,0kW (12Hp)	7,0	---	50	3000	44	45,5	47,5
WS 140 AC (S)	140A - 35%	100A (ø=2,5mm) > 140A (ø=3,25mm) >	4,8kW (6,5Hp) 6,5kW (9Hp)	5,0	---	60	3600	29	30,5	32,5
WS 190 AC (S)	135A - 60% 190A - 35%	135A (ø=3,25mm) > 190A (ø=4mm) >	6,5kW (9Hp) 9,0kW (12Hp)	7,0	---	60	3600	34	35,5	37,5
WS 220 AC (L)	180A - 60% 220A - 35%	180A (ø=4mm) > 220A (ø=5mm) >	7,5kW (10Hp) 9,5kW (13Hp)	8,5	---	60	3600	44	45,5	47,5

Overall Dimensions
Dimensiones

B3/B9

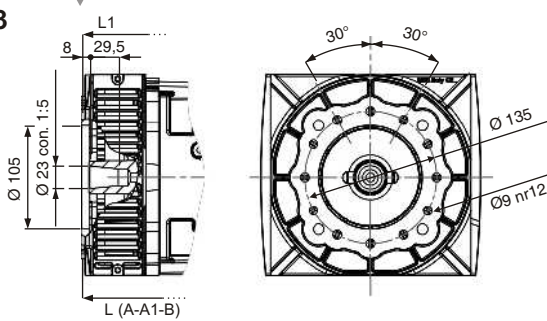
J609B

C 22
C 25,4
C 35



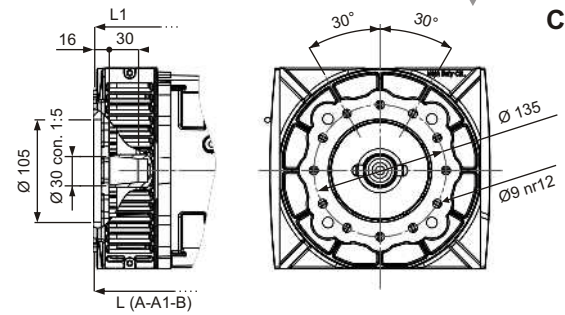
B3/B9

C 23

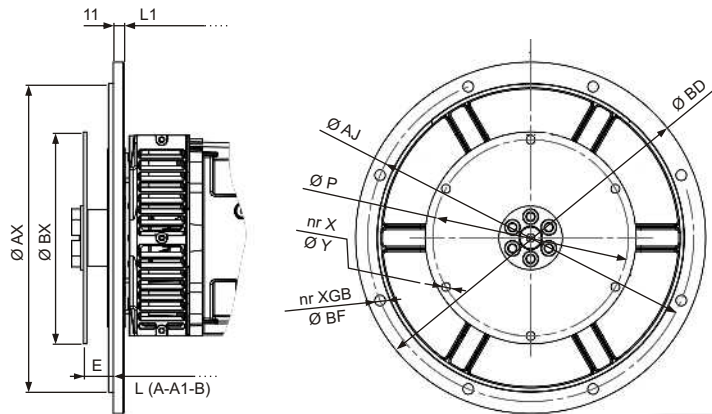


B3/B9

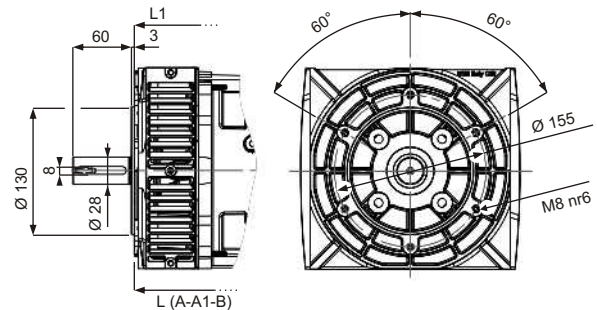
C 30



SAE



B34



Giunto Flexplate Acoplamiento	SAE	Ø BX	Ø P	E	X	Ø Y
	6,5	215,9	200,02	30,2	6	9
	7,5	241,3	222,25	30,2	8	9

Flangia Flange Brida	SAE	Ø BD	Ø AX	Ø AJ	XGB	Ø BF
	4	405	361,95	381	12	11
	5	358	314,33	333,4	8	11

B3/B9, B34

	A	A1	B	L	L1
(S)	285+290	300+310	275	345	71
(L)	350+355	365+375	340	410	136

Prese

Sockets
Tomas

	G
Schuko	13
CEE 16A	51
CEE 32A	61
NEMA	1

SAE

	A	A1	B	L	L1
(S)	297+302	312+322	287	357	71
(L)	362+367	377+387	352	422	136

Dati tecnici non impegnativi: NSM si riserva il diritto di apportare modifiche senza l'obbligo di darne preventiva comunicazione. Technical data not binding: NSM reserves the right to modify the contents without prior notice. Datos tecnicos sin compromiso: NSM se reserva el derecho de aportar modificaciones sin la obligacion de previo aviso.